


Tiger Mono-facial 345-365 Watt

Tiling Ribbon (TR) Technology

Positive power tolerance of 0~+3%

ISO9001:2015, ISO14001:2015, ISO45001:2018
certified factory

IEC61215, IEC61730 certified product



KEY FEATURES



TR technology + Half Cell

TR technology with Half cell aims to eliminate the cell gap to increase module efficiency (mono-facial up to 20.96%)



9BB instead of 5BB

9BB technology decreases the distance between bus bars and finger grid line which is benefit to power increase.



Higher lifetime Power Yield

2% first year degradation,
0.55% linear degradation



Best Warranty

12 year product warranty,
25 year linear power warranty



Avoid debris, cracks and broken gate risk effectively

9BB technology using circular ribbon that could avoid debris, cracks and broken gate risk effectively



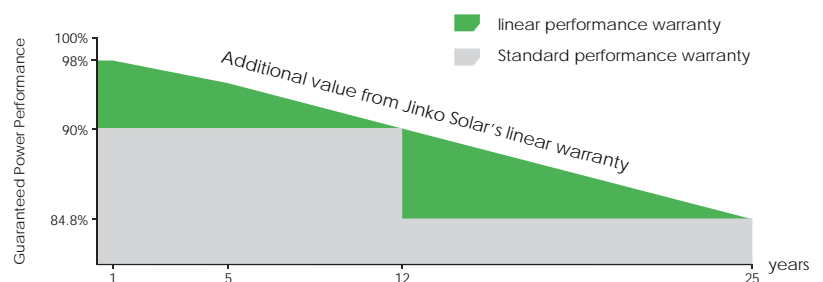
Severe Weather Resilience

Certified to withstand: wind load (2400 Pascal) and snow load (5400 Pascal).

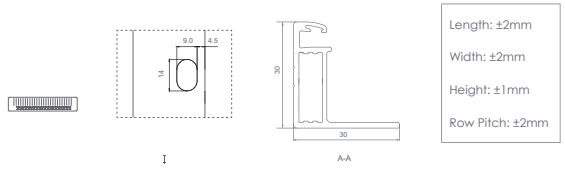
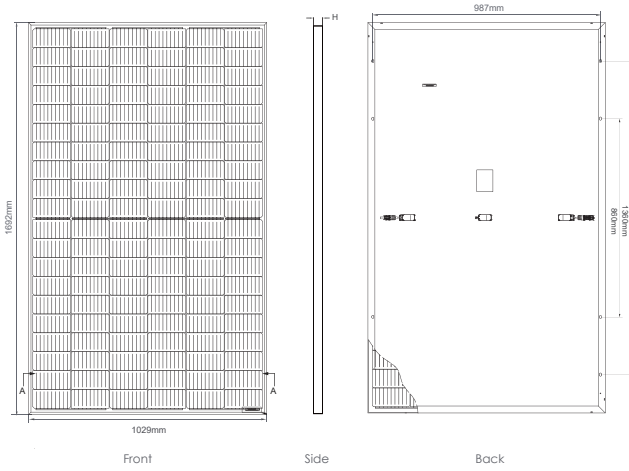


LINEAR PERFORMANCE WARRANTY

12 Year Product Warranty 25 Year Linear Power Warranty
0.55% Annual Degradation Over 25 years



Engineering Drawings

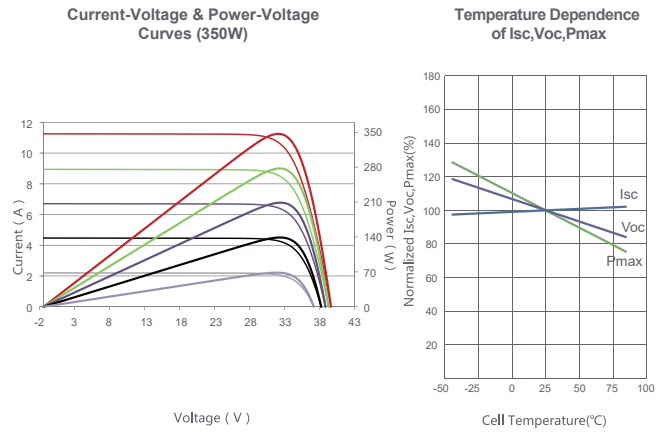


Packaging Configuration

(Two pallets = One stack)

35pcs/pallets, 70pcs/stack, 910pcs/ 40'HQ Container

Electrical Performance & Temperature Dependence



Mechanical Characteristics

Cell Type	P type Mono-crystalline
No. of cells	120 (2×60)
Dimensions	1692×1029×30mm (66.61×40.51×1.18 inch)
Weight	19.0 kg (41.89 lbs)
Front Glass	3.2mm, Anti-Reflection Coating, High Transmission, Low Iron, Tempered Glass
Frame	Anodized Aluminium Alloy
Junction Box	IP68 Rated
Output Cables	TUV 1×4.0mm ² (+): 290mm, (-): 145 mm or Customized Length

SPECIFICATIONS

Module Type	JKM345M-6TL3		JKM350M-6TL3		JKM355M-6TL3		JKM360M-6TL3		JKM365M-6TL3	
	JKM345M-6TL3-V	JKM345M-6TL3-V	JKM350M-6TL3-V	JKM350M-6TL3-V	JKM355M-6TL3-V	JKM355M-6TL3-V	JKM360M-6TL3-V	JKM360M-6TL3-V	JKM365M-6TL3-V	JKM365M-6TL3-V
	STC	NOCT	STC	NOCT	STC	NOCT	STC	NOCT	STC	NOCT
Maximum Power (Pmax)	345Wp	257Wp	350Wp	261Wp	355Wp	265Wp	360Wp	268Wp	365Wp	272Wp
Maximum Power Voltage (Vmp)	32.95V	30.23V	33.05V	30.31V	33.15V	30.42V	33.24V	30.54V	33.34V	30.65V
Maximum Power Current (Imp)	10.47A	8.51A	10.59A	8.61A	10.71A	8.70A	10.83A	8.79A	10.95A	8.88A
Open-circuit Voltage (Voc)	39.61V	37.39V	39.71V	37.48V	39.81V	37.57V	39.91V	37.67V	40.01V	37.76V
Short-circuit Current (Isc)	11.28A	9.11A	11.40A	9.21A	11.52A	9.30A	11.64A	9.40A	11.76A	9.50A
Module Efficiency STC (%)	19.82%		20.10%		20.39%		20.68%		20.96%	
Operating Temperature(°C)	-40°C~+85°C									
Maximum system voltage	1000VDC (IEC)									
Maximum series fuse rating	20A									
Power tolerance	0~+3%									
Temperature coefficients of Pmax	-0.35%/°C									
Temperature coefficients of Voc	-0.28%/°C									
Temperature coefficients of Isc	0.048%/°C									
Nominal operating cell temperature (NOCT)	45±2°C									

* STC: Irradiance 1000W/m² Cell Temperature 25°C

AM=1.5

NOCT: Irradiance 800W/m² Ambient Temperature 20°C

AM=1.5

Wind Speed 1m/s

* Power measurement tolerance: ± 3%